


MISS. NIDHI LAHERI

THE QUANTUM TECH.

INTRODUCTION

We at The Quantum Tech. believe in delivering one of the best Products and Services in the world. With the hard work and dedication of our experienced team, we commit ourselves not just only to delivering the product or service, but we deliver the values that we have imbibed like Honesty, Transparency, Commitment, and Trust. With these values, we have been able to complete more than 100+ projects in just over 4 years of our existence in the IT industry. We have experts for you who have years of experience in Web development, Mobile App development, E commerce, Game Development, CRM, Front end and Back end, Graphic design, and Digital Marketing.


Not just that, but the products and services, we offer are also available in Odoo ERP software.



SERVICES WE OFFER



SaaS



Mobile App Development



Game App Development



Web Design



Web Development



WEB DEVELOPMENT

With expertise in every technology, we are determined to deliver the website that you have dreamt of, at an affordable cost. From creating and building a website, we will be there for you and maintain your website.

The technologies we mostly deal in are:



WordPress



WooCommerce



Laravel



Python




Java



Dot Net





Portfolio link for the previous projects successfully completed : [TQT Web.pdf](#)



MOBILE APP DEVELOPMENT

We know, everyone wants to have smooth and user friendly mobile applications, so we keep things simple and by putting the best strategies in place, we offer you the best mobile app development. Not just that, we keep up to date with the latest trends, which gives you an edge over your competitors.

The technologies/frameworks we often use for mobile app development :

-  Flutter
-  React Native
-  Android
-  iOS

Portfolio link for the previous projects successfully completed: [TQT App.pdf](#)

GAME APP DEVELOPMENT

The expert game app development team at “The Quantum Tech” is the one you need. The things we always keep in mind while developing games are impressive graphics, appealing gameplay, and fast load times, thus keep enhancing the user experience.

The technologies we often used for game app development:



Unity




Unreal Engine 5



Game Maker Studio

Portfolio link for the previous projects successfully completed: [TQT Game \(1\).pdf](#)





WEB DESIGN

We deliver you the design that brings your website to life and creates a unique experience that you crave for your end users. With the best in class inspirational & illustrious designs, and graphic elements, we make sure you live up to the trend that keeps you one step ahead always. We just don't create the design that you want, but we give you the appearance, layout, and content as well that engages the audience with your brand.

The technologies we often used for web design:



HTML



CSS



Photoshop




Illustrator

Portfolio link for the previous projects successfully completed: [TQT Design portfolio.pdf](#)

PRODUCT LIST



HRMS




**School Management
System**




CRM



**Hospital
Management System**



**Inventory
Management**



**Hair Salon
Booking App**




Property Website




**E Commerce App
& Website**


PRODUCT LIST




Super App



Real Estate CRM



**Home Services
App**




**Classified AD
Website & App**



LMS Standard

REAL ESTATE MANAGEMENT



The real estate CRM helps to manage leads, create campaigns, and provide the ability to create a business card. The application is available both on the web and on mobile devices.

What you get:

- 1 Web based user panel
- 1 super admin panel

REAL ESTATE MANAGEMENT



Feature Listing:

This real estate CRM helps to manage leads, create campaigns and provide features to create a business card. This application is available on the web and mobile both.

User Panel:


Functionalities:

❖ Login/Signup

❖ Dashboard

- ☐ Total Leads / new leads
- ☐ Pipeline
- ☐ Closed project/lead
- ☐ Calendar
- ☐ To do Summary
- ✓ Call
- ✓ Meeting
- ✓ Send emails

REAL ESTATE MANAGEMENT



❖ My account

- ☐ Personal information
- ☐ Business information
- ☐ Login information
- ☐ Signature creation
- ☐ Set an alert for lead
- ☐ Social media integration


❖ Lead

- ☐ Create a new lead
- ☐ View lead
- ☐ Pipeline
- ☐ Achieve lead
- ☐ Send email
- ☐ Email templates
- ☐ Edit email templates

❖ Funnels

- ☐ My funnels
- ☐ Edit funnels
- ☐ Premade funnels

REAL ESTATE MANAGEMENT



Mobile APP:

❖ Business card

- ☐ Add personal details
- ☐ Add photo
- ☐ Add phone number & email
- ☐ Create a buyer card
- ☐ Create a seller card
- ☐ Add funnels link
- ☐ Add a social media link
- ☐ Add company details


❖ Analytics

- ☐ Lead
- ☐ Appointment
- ☐ Under contract / CTC
- ☐ Closed

❖ Task

- ☐ Connected with google calendar
- ☐ Add task
- ☐ View all task
- ☐ Calendar to schedule meetings

REAL ESTATE MANAGEMENT




❖ Marketing

- ☐ Add a new campaign
- ☐ View all campaigns
- ☐ All email templates
- ☐ Campaigns everyday activities

❖ Lead

- ☐ Create a new lead
- ☐ View lead

HOME SERVICES APP



An app is designed to provide convenient services to customers, such as plumbing, electricians, and carpenters. Customers can book the service that they want and they will be served as per their needs.

Vendors can register their offerings by signing up on the platform

What you get:

- 1 user app
- 1 provider app
- 1 admin panel

HOME SERVICES APP



Feature Listing:

Functionalities:

User side:

- ❖ Login / Signup
- ❖ OTP verification
- ❖ live location enable
- ❖ Home page
- ❖ List of services
- ❖ Add query of issue
- ❖ History
- ❖ See the nearest vendors around 10 KM from the user's live location
- ❖ Can add more than 1 address
- ❖ Accept request from a vendor
- ❖ Follow the vendor page
- ❖ Chat feature
- ❖ Can see vendors' profile
- ❖ Timeline
- ❖ My profile
- ❖ List of all raised queries
- ❖ Notification
- ❖ Logout

HOME SERVICES APP



Vendor side:

- ❖ Login / Signup
- ❖ Get verified by Admin
- ❖ OTP verification
- ❖ live location enable
- ❖ Add service categories
- ❖ Add sub categories
- ❖ Home page
- ❖ Timeline
- ❖ Add post
- ❖ Can see requests from client
- ❖ Accept / Decline
- ❖ Get notified when the nearest users will add their query
- ❖ Calendar
- ❖ History of orders
- ❖ Chat feature
- ❖ Can create a contract with a client
- ❖ My profile
- ❖ Notification
- ❖ Logout

HOME SERVICES APP



Admin Panel:

- ❖ Login
- ❖ Dashboard
- ❖ List of user
- ❖ List of vendors
- ❖ Verify Vendors
- ❖ Add categories
- ❖ Add subcategories
- ❖ Edit or delete the profile of the User / Vendor
- ❖ Heatmap
- ❖ Services
- ❖ God's eye
- ❖ Menu
- ❖ Notification
- ❖ Banners
- ❖ Timeline
- ❖ Request History
- ❖ Scheduled Services
- ❖ Logout

HUMAN RESOURCE MANAGEMENT SYSTEM



The human resource management system (HRMS) stores employee information and supports various human resource functions, such as benefits, payroll, salary slips, recruiting, and training. With the use of HRMS, you can utilize human efforts by putting in statistics. The use of HRMS makes you utilize the time and focus on more important matters.

[http://kr8consultancy.com/public/Login:
info@thequantumtech.com](http://kr8consultancy.com/public/Login:info@thequantumtech.com)

HUMAN RESOURCE MANAGEMENT SYSTEM



Feature Listing:

❖ Employee Management:

- a. Add employee
- b. Personal details
- c. Job History
- d. Job description
- e. Compensation
- f. Benefits
- g. Performance History
- h. Other relevant information

❖ Attendance and Leave Management:

- a. Employee attendance
- b. Absences
- c. Leave requests

❖ Time and Expense Management:

- a. Manage employee time
- b. Including time spent on specific projects or tasks
- c. Manage employee expenses.

HUMAN RESOURCE MANAGEMENT SYSTEM



❖ Payroll Management:

- a. Managing payroll
- b. Including tracking hours worked
- c. Calculating taxes
- d. Generating pay checks
- e. Providing tax forms.

❖ Performance Management:

- a. Employee performance
- b. Including goal setting
- c. Performance tracking
- d. Feedback, and reviews

❖ Policy Management:

- a. Add Policy
- b. Edit Policy
- c. Delete Policy

❖ Company:

- a. Departments
- b. Designations
- c. Hierarchy Tree

Note that not all HRMS systems may include all of these features and some systems may offer them.

SCHOOL MANAGEMENT SYSTEM



School Management System is an information management system for educational institutions to manage all tasks related to school management. By using automated online systems synced with devices used by multiple stakeholders, schools can manage tasks such as administration, admission management, learning management, assessment, fee collection, training and development, and more.

<http://school.techmayntra.in/>

Login: admin@gmail.com



SCHOOL MANAGEMENT SYSTEM



Feature Listing:

The school management system is a software application designed to help educational institutions manage day to day administrative tasks, academic activities, and communication with stakeholders. Some of the key features of a school management system may include:

❖ Student Management:

- a. Add student
- b. Student records
- c. Including personal details
- d. Enrolment information
- e. Attendance records
- f. Academic performance
- g. Health records.

❖ Staff Management

- a. Manage staff records
- b. including their personal details
- c. employment history
- d. attendance records
- e. leave management.

❖ Attendance Management:

- a. The system can track student attendance
- b. Generate attendance reports
- c. Send automated alerts to parents in case of absence.

SCHOOL MANAGEMENT SYSTEM



❖ **Gradebook Management:**

- a. The system can manage student grades
- b. Assignments
- c. Assessments
- d. And generate report cards.

❖ **Timetable Management:**

- a. The system can create and manage class schedules,
- b. Teacher schedules,
- c. Exam schedules.

❖ **Communication and Collaboration:**

- a. The system can facilitate communication between
- b. Teachers
- c. Students
- d. Parents
- e. School administration through messaging, email, or notification.

SCHOOL MANAGEMENT SYSTEM



❖ Fee Management:

- a. The system can manage fee collection
- b. Generate invoices,
- c. track payment history,
- d. issue receipts.

❖ Library Management:

- a. The system can manage library resources,
- b. including book cataloguing,
- c. borrowing,
- d. Returning,
- e. reservation.

❖ Transportation Management:

- a. The system can manage transportation services
- b. including route management
- c. vehicle management, and tracking.

SCHOOL MANAGEMENT SYSTEM



❖ Exam Management:

- a. The system can manage exam schedules
- b. Generate exam reports
- c. And track exam results

❖ Data Analytics and Reporting:

- a. The system can generate various reports,
- b. Including student performance reports
- c. Attendance reports
- d. Fee collection reports
- e. Library reports.

❖ Online Learning Management:

- a. The system can provide online learning resources
- b. Including online classes
- c. Assignments
- d. Assessments.

These are just some of the features that a school management system may offer. Different systems may have different features, and the choice of features will depend on the needs of the school or educational institution.

CUSTOMER RELATIONSHIP MANAGEMENT



CRM helps to manage leads, create campaigns and provide Invoices, offers, or evaluations that always contain the same information and usually have to be available as PDF files – the core is customer information and master data from the CRM. For example, what is the company's address, who is responsible, and what services are billed? Instead of manually copying this recurring data from CRM to accounting, we can automatically automate such data flows and create PDFs. This saves you a lot of time and reduces errors.

<https://thequantumtech.com/crm/public/login>
info@thequantumtech.com

CUSTOMER RELATIONSHIP MANAGEMENT



CRM systems can be used by businesses of all sizes and across different industries. They can be customized to meet a company's specific needs and can be integrated with other software applications such as marketing automation tools or accounting software. By using a CRM system, businesses can improve their customer relationships, streamline their sales and marketing processes, and ultimately grow their business.

CUSTOMER RELATIONSHIP MANAGEMENT



Feature Listing:

❖ Lead Master

- a. lead management processes
- b. Add lead
- c. Edit lead
- d. Delete lead

❖ Customer Master

- a. Customer management processes
- b. Add Customer
- c. Edit Customer
- d. Delete Customer

❖ Item Master

- a. "Add" or "Create" button to start a new item
- b. Save the new item and check that it has been added to the appropriate section of your CRM

CUSTOMER RELATIONSHIP MANAGEMENT



❖ Quotation

- a. Fill out the necessary fields for the quotation. This might include the customer's name, the products or services being quoted, pricing, and any relevant notes or details.
- b. Add New Quotation
- c. Title
- d. Select Customer
- e. Add item
- f. Add GST
- g. Choose Discount
- h. Add Amount
- i. Add time
- j. Add Technology
- k. Add Milestone
- l. Add Terms & condition
- m. Choose Payment Terms & condition
- n. Add Bank Details

CUSTOMER RELATIONSHIP MANAGEMENT



❖ Proforma Invoice

- a. Proforma Invoice Payment
- b. Choose payment term
 - i. Full
 - ii. Partial

❖ Invoice

- a. Invoice is created automatically
- b. You can Download & print invoice

❖ User

- a. Navigate to the section where you can manage users. This might be called Users.
- b. Click on the Add button to start a new user account.
- c. Fill out the necessary fields for the new user account. This might include information such as the user's name, email address, phone number, and role or permissions within the CRM system.
- d. Save the new user account and check that it has been added to the appropriate section of your CRM.

CUSTOMER RELATIONSHIP MANAGEMENT



❖ Project

- Navigate to the section where you can add new projects. This might be called "Projects," "Opportunities," or something similar, depending on the type of CRM you are using.
- Click on the Add button to start a new project.
- Fill out the necessary fields for the project. This might include information such as the project name, description, start and end dates, budget, and any relevant notes or details.
- Assign the project to the appropriate team members or users within the CRM system.
- Save the new project and check that it has been added to the appropriate section of your CRM.

❖ Purchase Order

- Navigate to the section where you can create a new purchase order. This is called Purchase Orders.
- Click on the Add button to start a new purchase order.
- Fill out the necessary fields for the purchase order. This might include the vendor's name, the products or services being ordered, pricing, delivery dates, and any relevant notes or details.
- Save the new purchase order and check that it has been added to the appropriate section of your CRM.

CUSTOMER RELATIONSHIP MANAGEMENT



❖ Vendor:

- Navigate to the section where you can manage vendors. This might be called Vendor.
- Click on the Add button to start a new vendor account.
- Fill out the necessary fields for the new vendor account. This might include the vendor's name, address, phone number, email address, and any relevant notes or details.
- Save the new vendor account and check that it has been added to the appropriate section of your CRM.

The process of identifying potential vendors and selecting the one(s) that can meet the needs of the business. This involves evaluating vendor proposals, assessing their capabilities, and negotiating contract terms.

SUPER APP



Its features include grocery delivery, pharmacy delivery, food delivery, and pick up and drop off services. Since it includes all the basic components, it can be referred to as a "Super App.". Its main purpose is to combine consumers on one platform, allowing them to use only one app at a time.

These applications are available on the web as well as on mobile.

What you get :

- 1 user app
- 1 driver's app
- 3 web based vendor panel
- 1 admin panel

SUPER APP



Feature Listing:

Tictak User Mobile App (Android & IOS)

- ❖ Splash screen
- ❖ Intro screen
- ❖ Login and signup using a mobile number
- ❖ OTP verification
- ❖ Forgot password
- ❖ Fetching stores in the area on the home screen
- ❖ Four different types of stores – Grocery, Pharmacy, Restaurant, and Delivery.
- ❖ Cart functionality
- ❖ Add to cart
- ❖ Coupon functionality
- ❖ Multiple address handling
- ❖ PayU integration
- ❖ My orders

SUPER APP



- ❖ Cancel order functionality
- ❖ Return item functionality
- ❖ Notifications
- ❖ Sharing applications to friends (Facebook, Gmail/Email, WhatsApp)
- ❖ My profile
- ❖ Support

- ❖ Delivery
 - Map
 - Book now / Book Later
 - Pickup location – Destination Form
 - Payment
 - Coupon
 - Fare estimate
 - Status of booking
 - Cancel the order with a reason
 - My booking
 - Booking details
 - Complete booking

SUPER APP



Delivery Boy Mobile App (Android & IOS)

- ❖ Splash screen
- ❖ Login via the mobile number (no signup)
- ❖ OTP verification
- ❖ Forgot password
- ❖ Home page
- ❖ Dashboard
- ❖ Orders management
- ❖ Order details
- ❖ Live location
- ❖ My earnings
- ❖ Payment

SUPER APP



Multivendor Web Application

The 3 multivendor applications (Grocery, Food, Pharmacy) will be created as a web application with similar functionality.

- ❖ Splash screen
- ❖ Login and signup via mobile number
- ❖ OTP verification
- ❖ Forgot password
- ❖ Profile
- ❖ Bank details
- ❖ KYC document
- ❖ New orders
- ❖ Ongoing orders
- ❖ Order details
- ❖ Menu – add product
- ❖ Category management
- ❖ My products detail
- ❖ Location
- ❖ My earning
- ❖ Payment debit/credit

SUPER APP



Admin Panel

Admin panel will be created with default admin functionalities. Such as, Admin can

- ❖ Admin Dashboard and statistics
- ❖ Multi permissions (Admin, Vendor, User)
- ❖ Create, Update, or delete Products, Vendors, Categories, and so on
- ❖ Send notifications to users

HOSPITAL MANAGEMENT SYSTEM



As a result of the introduction of HMS, all paperwork associated with each patient, associated with the various departments, and the need to maintain confidentiality, was solved. As a result of HMS, all patient paperwork can be managed in one place, reducing the time staff has to spend arranging and analyzing the paperwork. We help you to shift your focus from administrative worries to your patient.

<https://bhospital.bdtask.com/login>

HOSPITAL MANAGEMENT SYSTEM



Feature Listing:

The Technologies we use:

Technologies: JavaScript JS, HTML, CSS, PHP, SQL

Programming Framework: JavaScript JS, HTML, CSS, PHP, SQL

Backend: PHP

Database: MySQL

Features

- ❖ Complete Hospital Management Solution
- ❖ Prescription Management System
- ❖ Doctor Management System
- ❖ Insurance Management System
- ❖ Billing Management System
- ❖ Role Based Permission Setup System
- ❖ Multiple EMail and SMS gateways added
- ❖ Human Resource System

HOSPITAL MANAGEMENT SYSTEM



- ❖ Full Accounting System of Hospital and its Report
- ❖ Complete Bed Management System
- ❖ Medication and Visits System
- ❖ Case Manager Management System
- ❖ Patient Separate login and appointment System
- ❖ Hospital Enquiry System
- ❖ LTR and RTL Version
- ❖ Users any language changes from the frontend and Backend
- ❖ Pharmacy Management System
- ❖ Appointment Management System
- ❖ Birth Report
- ❖ Death Report
- ❖ Operation Report
- ❖ Investigation System Report

INVENTORY MANAGEMENT



Retail, wholesale, service and other industries holding inventory require inventory management systems. The conventional systems used to track inventory in warehouses as simple spreadsheets, but now they are too complex to be recorded with spreadsheets. An inventory management system is a combination of hardware and software that allows you to order, store, monitor, maintain, and track all of your goods from purchase to sale. Managing raw materials, components, supplies, and finished products for distribution to vendors and consumers is part of this process.

<https://techmayntra.com/inventorys/>

username: admin

pass: admin

username: faid

INVENTORY MANAGEMENT



Feature Listing:

This document provides an overview of the Inventory Management System with a Point of Sale (POS) system. It explains the key features, benefits, and processes involved in using the system.

❖ Product management:

- a. The system allows the admin to add,
- b. Edit products
- c. Delete products,
- d. Manage product
- e. Products, categories

❖ Inventory management:

- a. The system maintains real time inventory levels and provides detailed information on inventory history, stock movements, and stock value.

❖ User Management:

- a. Admin can add a user
- b. Edit user
- c. Delete user
- d. Active, inactive POS user

INVENTORY MANAGEMENT



❖ Point of Sale (POS):

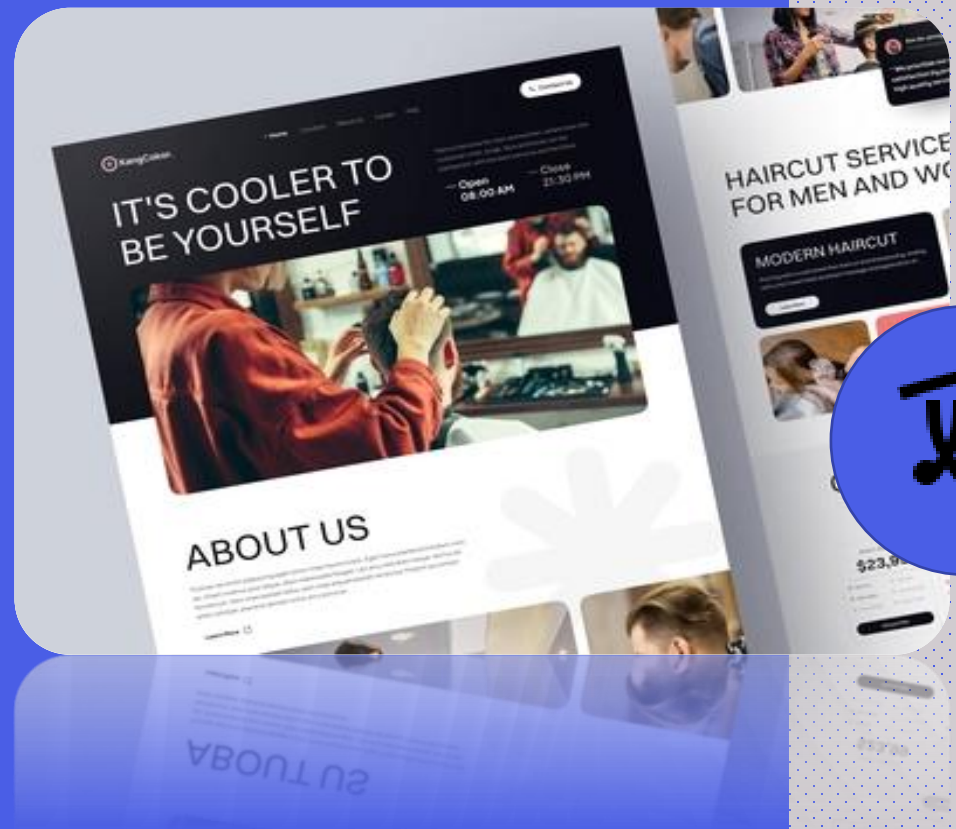
- a. The system integrates with a POS terminal to provide real time updates on stock levels, process sales transactions, and manage customer information.

❖ Purchase order management:

- a. The system allows users to create,
- b. manage and track purchase orders,
- c. generate purchase order reports.

- ❖ **Sales reports:** The system provides detailed sales reports, including product sales, sales by time period, and sales by customer.

HAIR SALON BOOKING APP



Basically, this application allows you to book an appointment from anywhere. With this app, users can select their preferred time, day, and location for a variety of salon services, such as haircuts, hair washes, and more. Additionally, users can purchase beauty and grooming products from this app. Home service bookings can also be done online. Members can also purchase memberships and annual subscriptions for additional benefits.

A hair salon booking application is a platform that allows customers to book appointments with hair salons online. The app allows customers to browse available services, select a date and time, and book appointments with their preferred stylists.

HAIR SALON BOOKING APP



Feature Listing:

Users

- ❖ Registration
- ❖ Login
 - Forgot Password
- ❖ Explore Hair Salon
- ❖ Explore Services and Service Selection
- ❖ Appointment scheduling
 - View available time slots and select accordingly
- ❖ Stylist selection (As per the availability)
- ❖ Payment integration
- ❖ Appointment reminders
- ❖ Cancelling and rescheduling
- ❖ Reviews and Ratings
- ❖ Loyalty programs
- ❖ Social sharing

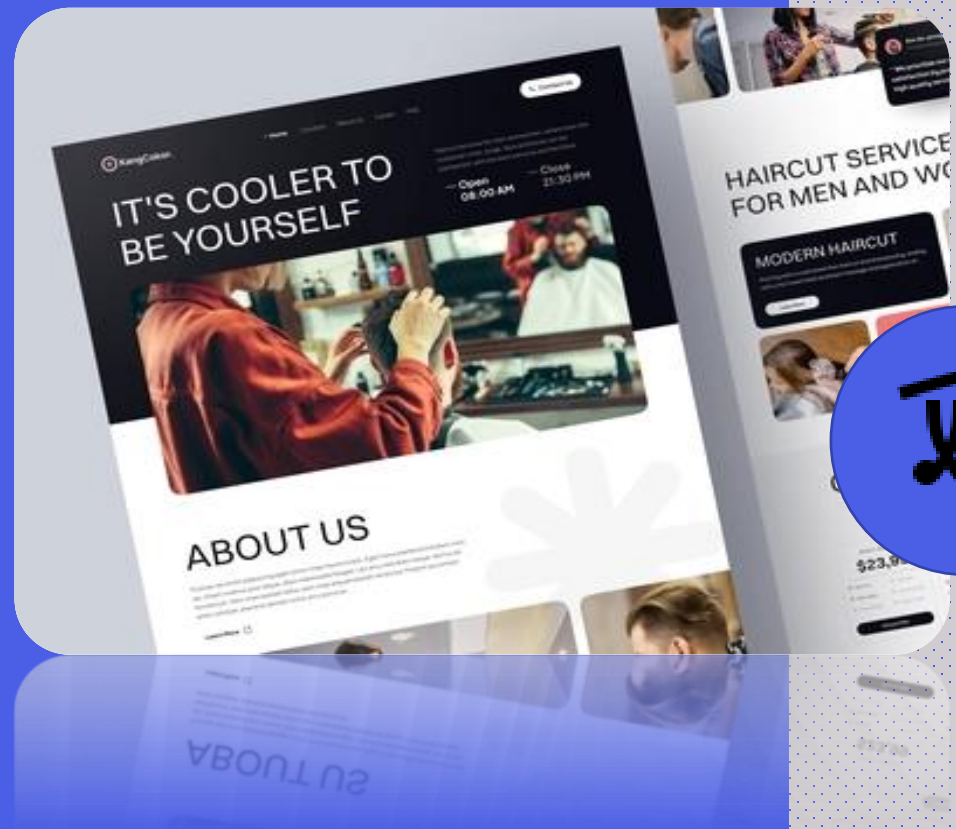
HAIR SALON BOOKING APP



Hair Salon

- ❖ Sign up
 - Verify Documents
- ❖ Login
 - Forgot password
- ❖ Salon Management
 - Manage appointments, view booking history, and access client profiles.
- ❖ Staff Management
 - Manage their staff and their work schedules
 - Leave management
 - Manage block times when they are not available.
- ❖ Service Management
 - Manage the services offered, their duration, and their pricing.
- ❖ Availability Management
 - Manage their availability, and block out times when they are not available for appointments.
- ❖ Payment Management
- ❖ Appointment Reminders

HAIR SALON BOOKING APP



- ❖ Customer Management
 - View customer profiles, booking history, and appointment notes
- ❖ Inventory Management
 - Manage their inventory of hair products, tools, and equipment through the app.
- ❖ Generate Reporting and Analytics
- ❖ Perform Marketing and Promotions

Back end (Admin)

- ❖ Login
 - Forgot password
- ❖ Generate Reports and Analysis
- ❖ User Management
 - Manage user accounts, view user profiles, and access user data
- ❖ Salon Management
 - Manage the salons registered on the app, including their service offerings, pricing, and location information.

HAIR SALON BOOKING APP



- ❖ Staff Management
 - Manage the staff working at each salon, including their work schedules and performance metrics.
- ❖ Ratings & Reviews Management
- ❖ Receives Notifications
- ❖ View Transaction History
- ❖ Payment Management
- ❖ CMS
- ❖ Provide Support to Users
- ❖ View/edit profile
- ❖ Provide Support to Users
- ❖ View/edit profile

E COMMERCE APP AND WEBSITE



A proper product description will be included in the e-commerce application and website. In order to make it easier to use, it could be mobile friendly. With easy payment methods and a flexible return policy, you can offer a variety of options. Functionalities like add to cart, wishlist, fast login & registration, filter & sort will be included. Users can add and view comments and ratings. They can also view their purchase history and order again.

E COMMERCE APP AND WEBSITE



Feature Listing:

Overview

This document describes the features of a single vendor e-commerce platform that allows users to explore and order products.

The website will have 2 types of users:

- Visitor
- Customer (Registered)

The mobile application will have only 1 type of user.

- Customer (Registered)

Visitors can search and view different products. They can customize the product and view how it will look after customizing. Visitors can view the price, offers, and estimated delivery time.

Users can search and view different products. Users can view the price, offers, and estimated delivery time. Users can give ratings and review the products and platform.

Admin can manage users, products, prices & charges, orders, payments, APIs, reports, newsletters, accounts, etc.

E COMMERCE APP AND WEBSITE



Visitor (Only on Website)

- ❖ Explore Products
- ❖ Explore Categories / Sub Categories
- ❖ Explore CMS
 - Blog | About Us | Contact Us | Terms & Conditions | Privacy Policy | Refund Policy
- ❖ Explore Products Details
 - Add the quantity
 - View Discounts
 - View the estimated delivery time by adding the pin code.
- ❖ Search and Filter Options
- ❖ Sort Products

Users

- ❖ Registration
- ❖ Login
 - Forgot password
- ❖ Explore Products
- ❖ Explore Categories / Sub Categories
- ❖ Explore CMS
 - Blog | About Us | Contact Us | Terms & Conditions | Privacy Policy | Refund Policy

E COMMERCE APP AND WEBSITE



- ❖ Explore Products Details
 - Add the quantity
 - View Discounts
 - View the estimated delivery time by adding the pin code.
 - Add to cart option
- ❖ Search and Filter Options
- ❖ Sort Products
- ❖ Explore Cart
 - Add or Update the Product List
 - Edit Quantity
- ❖ Order any Product
 - View Order Details
 - View Billing and Shipping Details

E COMMERCE APP AND WEBSITE



- ❖ Complete Payment
- ❖ Confirmation Page
- ❖ Review Order Details
- ❖ View and download the invoice
- ❖ Cancel the order (if required)
- ❖ Track orders and View order status
- ❖ View Order History
- ❖ Return / Exchange Products (if required)
- ❖ Provide Rating & Review
- ❖ Receive Email Notifications
- ❖ View and Update Profile
- ❖ Request for Support

E COMMERCE APP AND WEBSITE



Admin (Back End)

- ❖ Admin Login
 - Forgot password
- ❖ Generate Report & Analysis
 - View and download the reports.
- ❖ User Management
 - View/add/remove/restrict the users and their details.
- ❖ Order Management
- ❖ Products management
 - View and edit the list of products with details.
 - Add/delete products.
- ❖ Product Inventory Management
 - View/add/update/delete product details like Quantity, Availability, Offer/Discount (if applicable)
- ❖ Price & Charges Management
 - View and edit the prices of products and platform charges

E COMMERCE APP AND WEBSITE



- ❖ View Transaction History
- ❖ Return & Exchange Management
- ❖ Category/Subcategory Management
- ❖ Rating & Review Management
- ❖ Offer/Discount Management
- ❖ Notification Management
- ❖ CMS
- ❖ Provide Support to Users
- ❖ View / Edit profile

LMS STANDARD LIKE UDEMY



Using this application, users can enroll in a variety of courses of their choice. Users will be able to view brief descriptions and the total hours of the course. Users have to pay fees for that course or can apply for financial aid. In the event that the course is mentioned, users can get an E Certificate. Users can also enroll for teaching. It is necessary to fill out certain information and to agree to the terms and conditions before registering for teaching.

This document describes the functionalities of the Learning management system which will be available as a web and mobile application.

LMS STANDARD LIKE UDEMY



Feature Listing:

Users

- ❖ Sign up
- ❖ Login
 - Forgot password
- ❖ Explore Courses
 - Can Purchase only those courses which are part of their instruction plan.
- ❖ Explore Featured Groups
- ❖ Explore their selected groups
- ❖ Request to join any group
- ❖ View Pending Requests
- ❖ Explore Courses and collectibles
 - In progress courses | Completed courses | Bookmarked courses | Certificates | Badges | Collection | Notes
- ❖ Provide Ratings & Review to courses
- ❖ Request to be an instructor
- ❖ View and Edit Profile
- ❖ View Purchase History
- ❖ Request for Help & Support


LMS STANDARD LIKE UDEMY



Instructors

- ❖ Sign up
 - Verify Documents
- ❖ Login
 - Forgot password
- ❖ Manage Groups
- ❖ Manage Courses
 - Create a course
 - Add modules and chapters
 - Create an assignment
 - Add multi choice, multi select, and true or false questions.
 - Create a learning path.
 - Review the courses or learning path
- ❖ View Reporting & Insights
- ❖ View and Edit Profile
- ❖ Request for Help & Support


LMS STANDARD LIKE UDEMY



Back end (Admin)

- ❖ Login
 - Forgot password
- ❖ Generate Reports and Analysis
- ❖ User Management
 - Create user roles and assign privileges
 - View/edit/delete different roles
 - Add validity dates for memberships
 - Add custom amounts, generate a payment link, and notify the user with a payment link on his registered email id
 - View/edit/delete the details of registered users
 - Accept/reject requests to be an instructor
 - Admin can add/delete/restrict users.
- ❖ Receives Notifications
- ❖ View Transaction History
- ❖ Manage Category

LMS STANDARD LIKE UDEMY



- ❖ Manage Courses
 - Create a course, Add modules, Add chapters
 - Activate/Deactivate a course
 - View/edit/delete any course and its details
- ❖ Manage Assignments
 - Create an assignment
 - Add multi choice, multi select, and true or false questions
- ❖ Manage Learning Paths
 - View and manage the learning path and its details.
 - Create a learning path
- ❖ Manage Prices
 - Create and manage subscription plans
- ❖ CMS
- ❖ Provide Support to Users
- ❖ View / Edit profile

CLASSIFIED AD WEBSITE AND APP



This application helps users upload advertisements to any platform. Users can also customize the advertisement by choosing a template, photos, etc. Users can view the pricing and platform details before publishing. The time period of the published advertisement will be selected by users.

A classified ad platform allows users to buy, sell, or trade products and services with others in their local community or worldwide. The app typically features a user-friendly interface that allows users to browse and search for ads, contact sellers directly, and manage their own ads.

CLASSIFIED AD WEBSITE AND APP



Feature Listing:

Visitors

- ❖ Explore ads
- ❖ Search and filtering Options
- ❖ Explore ads and their limited details
- ❖ View limited feedback and ratings

Buyers

- ❖ Registration
- ❖ Login
 - Forgot Password
- ❖ Search and filtering Options
- ❖ View category and subcategory
- ❖ Explore ads and their details
- ❖ Explore sellers on the platform
- ❖ Can directly contact sellers on the platform
- ❖ Save and follow ads
- ❖ Leave feedback and ratings
- ❖ Purchase products or services
- ❖ Payment integration
- ❖ Report inappropriate content
- ❖ View and Edit Profile

CLASSIFIED AD WEBSITE AND APP



Sellers / Advertisers

- ❖ Registration
- ❖ Login
 - Forgot Password
- ❖ Create and Manage ads
- ❖ Select ad formats
- ❖ Manage ad content
- ❖ Select the appropriate category and subcategory
- ❖ Explore buyers on the platform
- ❖ Directly Contact buyers
- ❖ Ad management
 - Manage their ads, including editing, renewing, and deleting them.
- ❖ View Transaction History
- ❖ View Analytics on their posted ads
- ❖ Receives Notifications
- ❖ View feedback and ratings on their posted ads
- ❖ Payment integration
- ❖ View and Edit their profile

CLASSIFIED AD WEBSITE AND APP



Back end (Admin)

- ❖ Login
 - Forgot password
- ❖ Generate Reports and Analysis
- ❖ User Management
 - Manage user accounts, view user profiles, and access user data
- ❖ Ad Management
 - Manage ads posted on the platform, including approving, editing, or removing them
- ❖ Categories / Sub categories Management
- ❖ Payment Management
- ❖ Content Moderation
 - Moderate user generated content, including ads, comments, and ratings
- ❖ API Management
- ❖ Receives Notifications
- ❖ View Transaction History
- ❖ Provide Support to Users
- ❖ View / Edit profile

PROPERTY WEBSITE



Using this application, users can view a list of properties with all the necessary details and without visiting them. Users can purchase or rent properties. They can choose from a range of price ranges, areas, locations, and types of property. Users can also view news and articles related to properties. Users can contact the owner/building/dealer details to get more information. Users can even view brochures by downloading them. This document describes the features to be implemented in the property website. Users can view the list of properties to get on rent, buy or book for holidays. Users can view different properties on rent, and for sale with their details, add them to the selection list, share them with other users, and contact the platform for that. Owners can view the list of their properties, and add/edit/delete the property with details. Admin can view and manage users, property owners, properties, services, inquiries, reviews, etc.

PROPERTY WEBSITE



Feature Listing:

Users

- ❖ Sign Up
- ❖ Login
 - Forgot Password
- ❖ Explore properties
- ❖ Search and Filter Options
- ❖ Sort properties option
- ❖ Explore Property Details
- ❖ View and download the property details in PDF form.
- ❖ Add the property to the selection list.
- ❖ Share the property with other users via Social Media
- ❖ View the contact details and send inquiries.
- ❖ View and Update the Selection List
- ❖ Review Inquiries with details
- ❖ Receive Email Alerts for offers and inquiry replies.
- ❖ Provide Ratings & Reviews for platforms and Properties.
- ❖ Receive Notification
- ❖ Explore CMS
 - Contact Us | About Us | Terms & Conditions | Privacy Policy
- ❖ View and Update Profile

PROPERTY WEBSITE



Property Owner

- ❖ Login
 - Forgot Password
- ❖ Explore total properties on platform
- ❖ Property Management
 - View/add/remove the property.
- ❖ Inquiry Management
 - Receive the inquiry via mail.
 - Can respond to the inquiry via email.
- ❖ Provide Ratings & Reviews for Platform
- ❖ Receive Notification
- ❖ Explore CMS
 - Contact Us | About Us | Terms & Condition | Privacy Policy
- ❖ View and Update Profile

PROPERTY WEBSITE



Admin

- ❖ Admin Login
 - Forgot Password
- ❖ Generate Report & Analysis
- ❖ User Management
 - View/add/remove/restrict the users and their details
- ❖ Property Owner Management
 - View/add/remove/restrict the property owner and their details
- ❖ Properties Management
 - View/add/remove the properties.
- ❖ Ratings & Reviews Management
- ❖ Inquiries Management
 - Receive the inquiry via mail.
- ❖ Receive Email Alerts for subscribed users
- ❖ CMS
- ❖ Provide Support to Users
- ❖ View / Edit profile

ODOO ERP SOFTWARE SOLUTIONS

The ERP solutions we offer will help you to integrate your individual software. By integrating the software, you will have a comprehensive overview of what's going on in a single frame. By choosing Odoo ERP, you bring in the operational aspects that the platform brings into the company to run the operations with reliability, effectiveness, and cost efficiency.

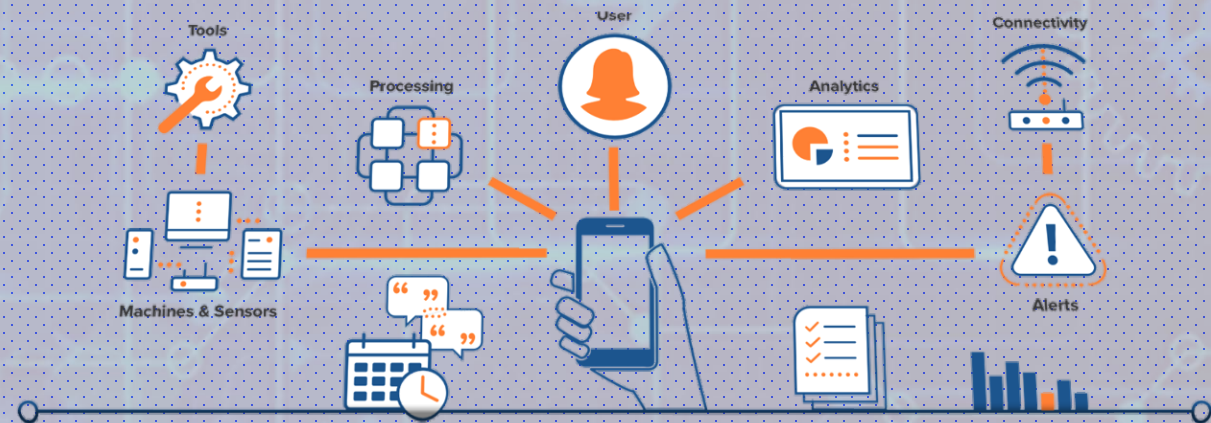
Currently, the software solutions we provide are for the following products:

- ➡ **School Management System**
- ➡ **Accounting**
- ➡ **Human Resource Management System**
- ➡ **Inventory Management**
- ➡ **Manufacturing**

INDUSTRIAL IOT

We have been providing various IOT solutions for the various industries, the solutions that we offer have been mentioned below:

- **Smart Metering Solution**
- **Smart Solar Solution**
- **Smart Cold Storage Solution**
- **Smart Grid Solution**
- **Smart Water Solution**
- **Smart Light Solution**



SCHOOL MANAGEMENT SYSTEM + GPS TRACKER FOR STUDENTS (IOT)

<http://school.kiraninfosoft.in/d>

Username: demo



School management systems manage student information for educational institutions. Students' information is easier to find, and it reduces their workload.

Exam grades, parent information, medical histories, tuition fees, and other information can be found in student databases in school management systems.

Students' registrations, class documents, grades, analytical grades, and other aspects of assessment are handled by school management systems. In addition to planning the curriculum, recording students' presence, and managing their needs, school management systems provide students with access to information.

What will you get:

- Admin
- Student
- Staff
- Library
- Department Login
- Fingerprint Attendance & website integration with ERP.

ACCOUNTING ERP

<http://account.kiraninfosoft.in/>

username:
account.manager



An ERP will streamline all of the accounting processes of accountants by integrating data. By using an ERP, not only will you save time and money, but you will also have the ability to make better and faster business decisions.

The features which you will get have been mentioned below:

- ✓ Journals Banks
- ✓ Taxes
- ✓ Payment methods
- ✓ Account Groups
- ✓ Chart of Accounts
- ✓ Invoices/Bills
- ✓ Payments
- ✓ Manual Journal Entries
- ✓ Payment Terms
- ✓ Payment Dues
- ✓ Follow up
- ✓ Contracts
- ✓ Auto Generate Invoices
- ✓ Refund
- ✓ Credit / Debit Notes
- ✓ Reports: Trial Balance
- ✓ Reports: Balance Sheet
- ✓ Reports: Profit and Loss
- ✓ Reports: Partner Ledgers
- ✓ Reports: General Ledgers
- ✓ GST Reports

HUMAN RESOURCE MANAGEMENT SYSTEM ERP

<http://kr8consultancy.com/public/>

Login:
info@thequantumtech.com



ERP today includes the capability of managing the human assets of the organization. ERP plays a much larger role in human resource management than our imagination could ever imagine. An ERP in HRM integrates together the various functions associated with employee management, just as an ERP in business integrates multiple departments together.

What will you get:

Employees

- ✓ Departments
- ✓ Job Positions
- ✓ Grades Designations
- ✓ Recruitment Process
- ✓ Employee Masters
- ✓ Managers
- ✓ Attendances Public
- ✓ Holidays
- ✓ Employee tags
- ✓ Employee Profile

Types of Leaves

- ✓ Leave Types
- ✓ Leave Allocations
- ✓ Leave Requests
- ✓ Approvals
- ✓ Leave Balances

HUMAN RESOURCE MANAGEMENT SYSTEM ERP

<http://kr8consultancy.com/public/>

[Login:
info@thequantumtech.com](mailto:info@thequantumtech.com)



ERP today includes the capability of managing the human assets of the organization. ERP plays a much larger role in human resource management than our imagination could ever imagine. An ERP in HRM integrates together the various functions associated with employee management, just as an ERP in business integrates multiple departments together.

What will you get:

Payroll

- ✓ Offer Letter/Contract
- ✓ Salary Rules
- ✓ Salary Structures
- ✓ Allowances
- ✓ Deductions Batch
- ✓ Payroll Pay slip
- ✓ Reports

Others

- ✓ Gratuity
- ✓ Leave Encashments
- ✓ Asset allocations
- ✓ ESS Portal
- ✓ On Duty Requests
- ✓ Work From Home Requests
- ✓ TDS Calculations
- ✓ Resignations
- ✓ Full and Final Settlement
- ✓ Reports

INVENTORY MANAGEMENT ERP

Management of inventory operations can be made simpler with the help of an ERP inventory system. With this system, you can manage your entire inventory from one location. It also allows you to organize specific items. For example, it can identify an item with an identification number and location.

As a related term, perpetual inventory records provide continuous accounts of incoming materials, outgoing materials, and balances.

What will you get:

- ✓ Product stock
- ✓ Product category
- ✓ Stock Valuations
- ✓ Barcodes
- ✓ Lot
- ✓ Operation Types
- ✓ Quality Checks
- ✓ Inventory Adjustments
- ✓ Stocks
- ✓ Stock Ageing
- ✓ Auto cost calculations
- ✓ Internal Transfers
- ✓ Minimum stock notifications



MANUFACTURING ERP

Manufacturing ERP streamlines and automates core business and manufacturing processes through manufacturing specific functionality. In today's manufacturing ERP systems, all business processes and applications are run in the same databases, making them a complete platform for business management.

What will you get:



- ✓ Work Centers
- ✓ Bill Of Materials
- ✓ Operational Areas
- ✓ Equipment
- ✓ Work Orders
- ✓ Time Tracking
- ✓ Production Orders
- ✓ Quality Checks
- ✓ Inventory Posting

NFT MARKETPLACE



TokArt is an NFT marketplace that enables the buying and selling of non fungible tokens (NFTs) on a peer to peer basis. NFTs on TokArt are unique digital assets that are stored on a blockchain and cannot be replicated, making them rare and valuable. TokArt provides a user friendly interface that enables buyers and sellers to interact with each other and transact securely. The goal of TokArt is to create a secure, user friendly platform that enables buyers and sellers to transact with NFTs in a seamless and efficient manner.

A high level overview of the tech stack that is used to build TokArt NFT marketplace on the Matic Network:

Smart Contracts – Ethereum compatible smart contracts can be deployed on the Matic Network to enable the creation, transfer, and ownership of NFTs.

Wallets – Users will need wallets that can interact with the Matic Network. The most commonly used wallet for Matic Network is the MetaMask wallet. Users can also use other wallets that support the Matic Network such as Tok Chain Wallet.

IPFS – Interplanetary File System (IPFS) is used to store NFT metadata and assets. IPFS is a decentralized file storage system that enables fast and secure content delivery.

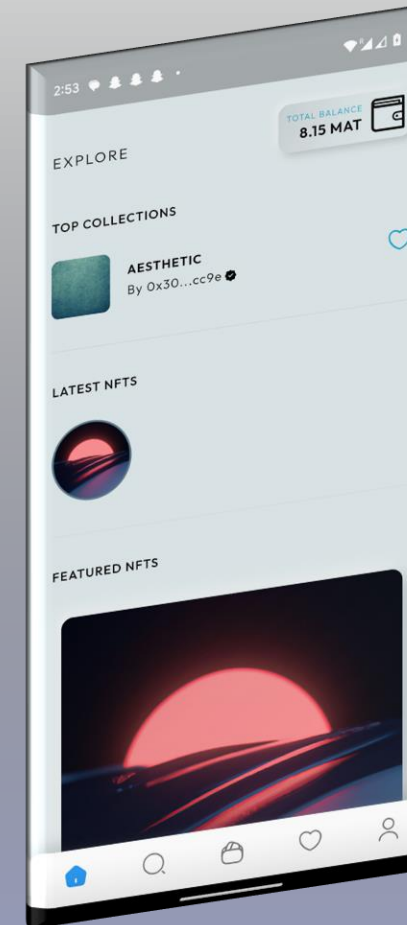
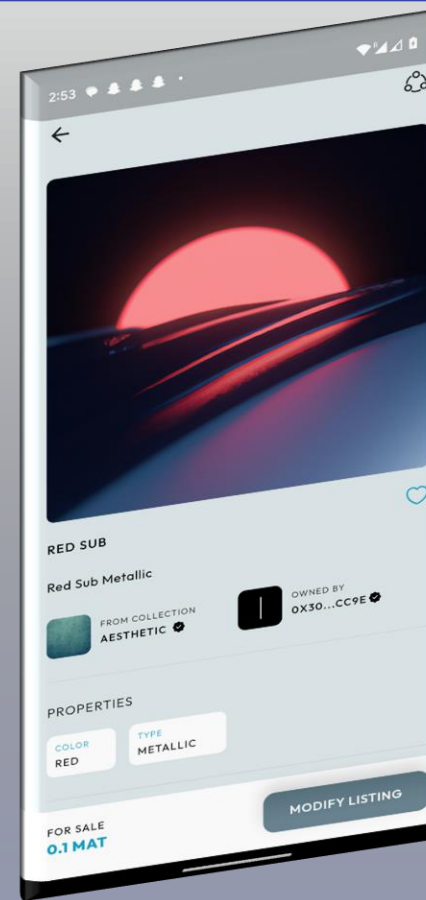
Front end – The front end of the marketplace is built using popular web frameworks such as React Native. The front end will allow users to browse and buy NFTs.

Backend – The backend of the NFT marketplace is built using Node.js & other server side frameworks. It will handle the communication between the front end, smart contracts, and IPFS.

API – The API is built using REST & GraphQL. The API will allow developers to build applications that can interact with the NFT marketplace.

Payment Gateway – A payment gateway such as Stripe or PayPal can be integrated to enable users to buy NFTs using fiat currency or cryptocurrency.

NFT MARKETPLACE



Tokart NFT Marketplace

<https://play.google.com/store/apps/details?id=dev.arkone.nft.tokart>

BLOCKCHAIN WALLET



Description:

With the TokChain wallet on the Matic Network, users can store, manage, and interact with cryptocurrencies and tokens built on the Matic Network. Matic Network is a Layer 2 scaling solution designed to improve the scalability and speed of Ethereum transactions. In this way, a blockchain wallet on the Matic Network can run transactions faster and cheaper than traditional blockchain wallets

Support for Matic Network Tokens: Tokchain enables users to store and manage tokens that are built on the network, such as Matic Network Token (MATIC), QuickSwap (QUICK), and Aavegotchi (GHST), among others.

Multi Currency Support: The wallet also supports other cryptocurrencies and tokens that are compatible with the Matic Network, such as Ethereum (ETH) and ERC 20 tokens.

Security: TokChain has strong security measures in place to ensure that user funds are safe. This could include features such as two factor authentication (2FA), multi signature (multi sig) wallets, and encryption of private keys.

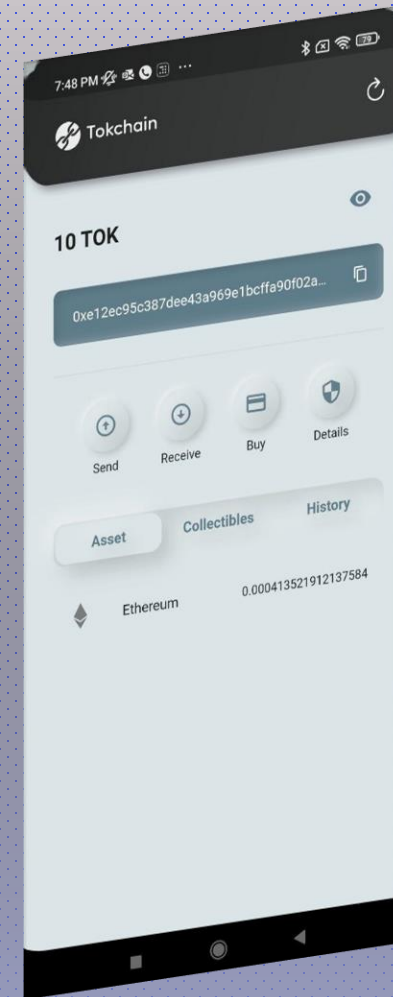
User Interface: The wallet has an intuitive and user friendly interface that allows users to manage their funds easily. This includes features such as a transaction history, a balanced overview, and the ability to send and receive funds.

Interoperability: The wallet is interoperable with other wallets and applications built on the Matic Network, allowing users to easily transfer funds and interact with other decentralized applications (dApps).

Low Fees: The Matic Network is designed to offer lower fees than the Ethereum network, so the wallet should take advantage of this feature to offer users low transaction fees.

Overall, TokChain offers faster, cheaper, and more efficient transactions than traditional blockchain wallets, making it an attractive option for users looking to interact with cryptocurrencies and tokens built on the Matic Network.

BLOCKCHAIN WALLET



Blockchain Wallet

https://play.google.com/store/apps/details?id=dev.arkone.tokchain_wallet.asc_tokchain_wallet

CRYPTOBARTEX CRYPTOCURRENCY

EXCHANGE/ TRADING PLATFORM



key features of CryptoBartex:

User Registration: To use a trading platform, users typically need to create an account and go through a verification process to confirm their identity.

Cryptocurrency Pairs: The platform should offer a wide range of cryptocurrency pairs, allowing users to trade their preferred cryptocurrencies.

Order Types: The platform should offer a variety of order types, such as market orders, limit orders, stop orders, and more. This allows users to place trades that suit their specific needs.

Security: The platform should have robust security measures in place to ensure the safety of user funds. This includes measures such as two factor authentication (2FA), SSL encryption, and secure storage of user funds.

User Interface: The platform should have an easy to use and intuitive interface that allows users to place trades quickly and efficiently. It should also provide access to trading data, such as charts and price history, to help users make informed trading decisions.

Liquidity: A cryptocurrency trading platform should have sufficient liquidity to ensure that users can easily buy and sell cryptocurrencies without experiencing significant price slippage.

Customer Support: The platform should provide reliable customer support to help users with any issues they may encounter while using the platform.

Overall, a cryptocurrency trading platform provides users with a reliable and secure way to trade cryptocurrencies, allowing them to take advantage of price fluctuations and earn profits through trading.

CRYPTOBARTEX CRYPTOCURRENCY

EXCHANGE/ TRADING PLATFORM



Project Entities Apps:

User App Binding data to UI, Integrating Cordova plugins for different functionalities like QR scanner scan addresses, Social sharing, Push notifications(Onesignal), Fingerprint auth, Face detection auth, lightweight charts integration, and sockets for trade price updates.

Server - Creating APIs for different features like, login, Signup, Forgot Password, Send Receive coins within the app, Deposit Withdraw functionalities different for each Coin using different packages(bitcoin core), coin cap APIs, web3js, Twilio SMS integration. Exchange module to buy sell coins/tokens, open orders, order book, completed trades, ohlc chart data store, live price update in the chart.

Manager Panel - To Add/Remove currencies, and trading pairs accessible on the platform. Send push notifications to all users.

App UI: <https://xd.adobe.com/view/4571097e-03f6-4bea-8725-7aa4a6491680-1022/?fullscreen>

Web UI: <https://xd.adobe.com/view/4dd90cea-9297-4e6a-b956-6c1254b71869-188a/?fullscreen>

App Screenshots & Video Demo:


https://drive.google.com/drive/folders/1o49Exae0pFCSl2fnF7u9pGLM7ZNV1u-O?usp=share_link



THANK YOU

THE QUANTUM TECH

Reach out to us

 info@thequantumtech.com

 +91 9825603424